


Hello


Hello! Welcome to the Foundation Degree in Retail (FDR) online classroom. Ready to begin? Type your user name and password. Click **login** to manage your course now!



Welcome to the FDR online classroom!

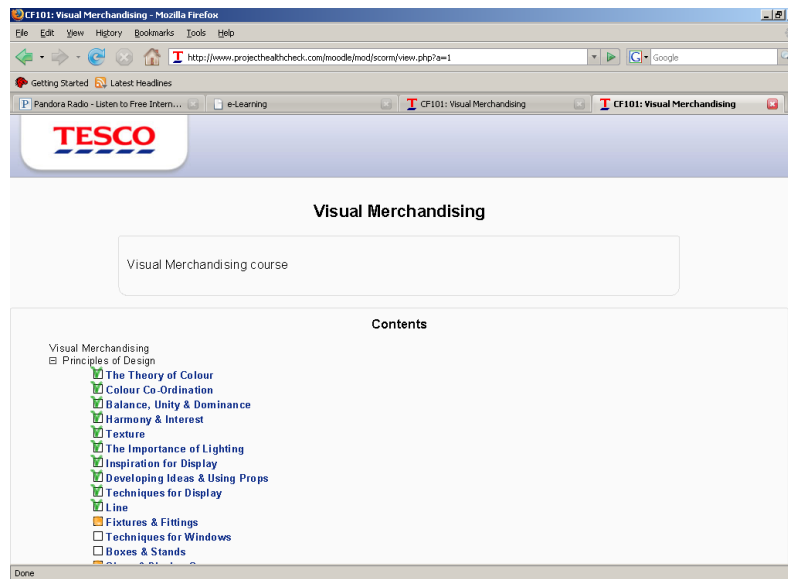
The FDR online classroom allows you to assess your learners' advancement through each unit; it also enables you to manage the entire course. Click on a unit name below to view and monitor your learners' progress. To view learning log entries, click on the learner name.

Note: Allow a few minutes for uploading.



Welcome to E-Learning!

Click on a unit below to view the e-learning content specific to that unit. You can access and view all the e-learning content in the unit by clicking on the list of topics below. A new window will open containing the e-learning content within the topic.



Assessments & Activities

Listed below are the assessments and activities for each unit in the course. You will grade your learners' assessments, but activities will **not** be graded.

Assessments

Click **View learners** to view your learners' progress for each unit. You can also edit the assessment details by clicking on the learner name. Click **View forum** to add comments to the assessment forum in each unit. If you want to view the assessment details, click **View details**.

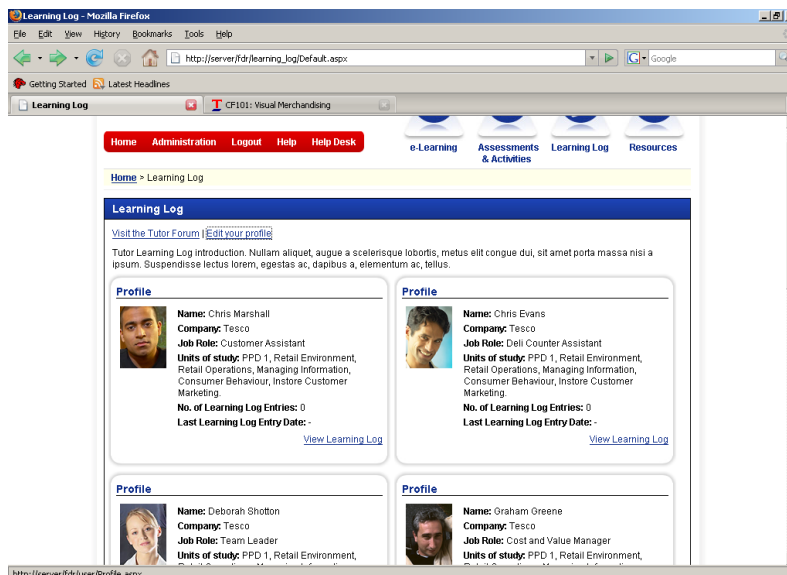
Activities

You can add comments to the activity forum in a unit by clicking **View forum**. Click **View details** to view or edit the activity details.

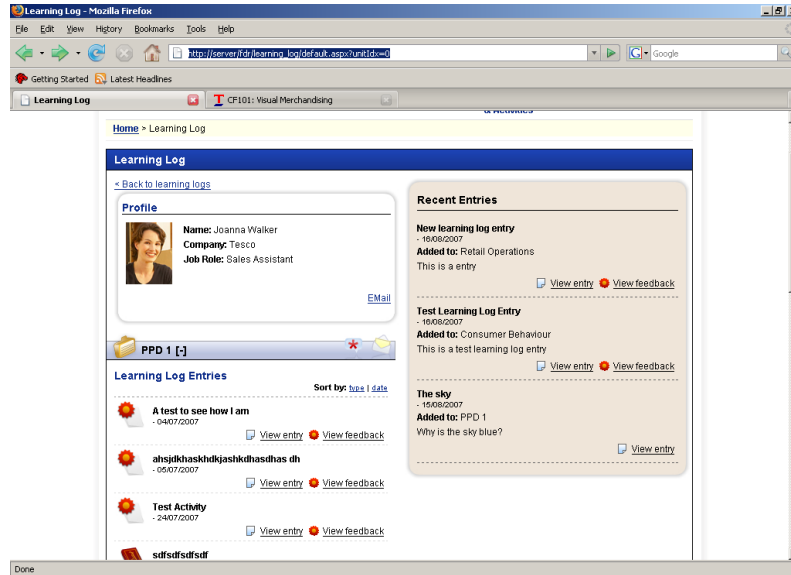


Learning Log

You can view detailed profiles of all your learners. Click **View learning log** to access learning log entries added by the learner. To add comments to your own forum, click **Visit the tutor forum**. If you want to change your profile, click **Edit your profile**.



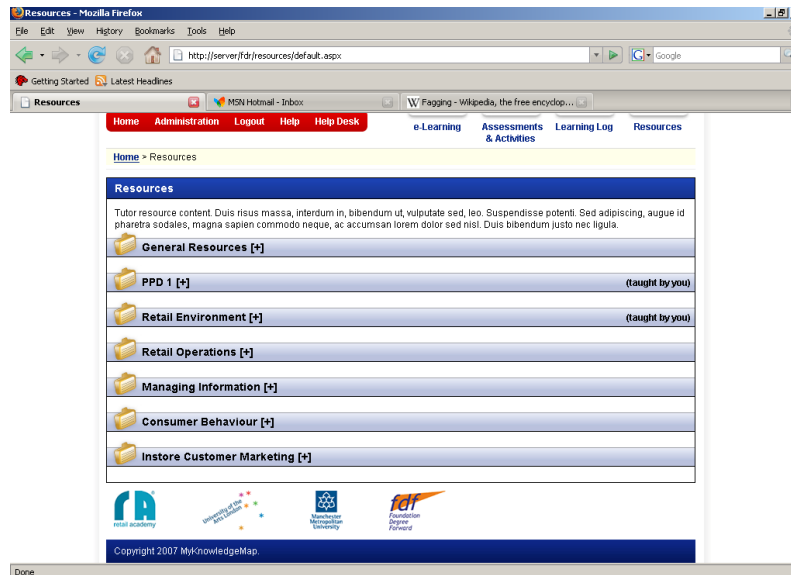
Click on the unit below to view learning log entries and your feedback. The box on the right contains recent learning log entries. You can also add and view comments by clicking **View entry** or **View feedback**. If you want to send an email, click **Email**.



Resources


General resources should provide learners with additional information for the course. To add a resource, click **General resources**, and then click **Add a resource**.

Other resources should provide learners with beneficial information that relate to each unit in the course. To add a resource, click on the unit, and then click **Add a resource**.



Administration

The administration function allows you to view all the courses and units that you tutor. It also enables you to add and edit information for assessments and activities.



Units

Listed below are the units that you teach. Click **Edit assessments** to change the assessments details (e.g., due date). Click **Edit activities** to change the activity details.

